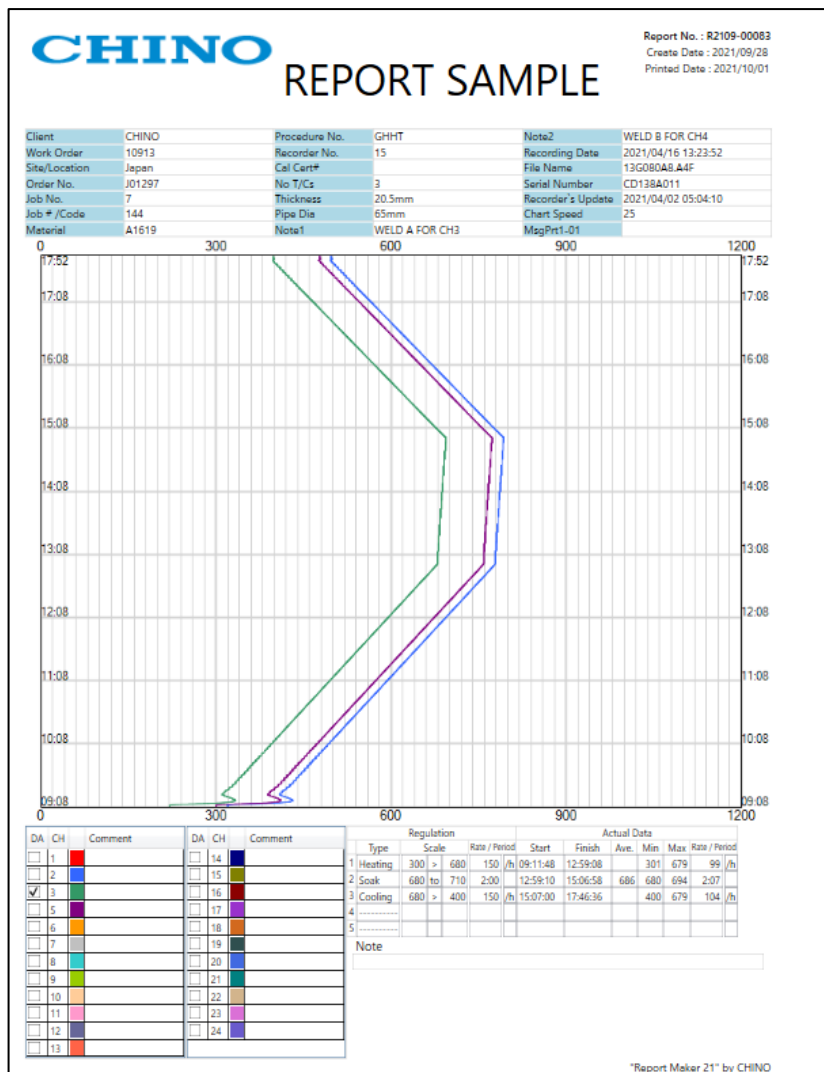


Designed For PWHT Data Management

Now available by CHINO corporation

Report Maker 21

With AH4000 recorder



Are you getting tired of large data managements?

Select **CHINO** software **Report Maker 21** and **AH4000** recorder!

We provide fabulous solution for your difficulties!

Features

■ Reporting

Even the long chart recorded data, you can easily combine into one report format.

■ Input information

Some information such as recorders serial no, recorded date are automatically registered.

Moreover, you also can enter any information by manually.

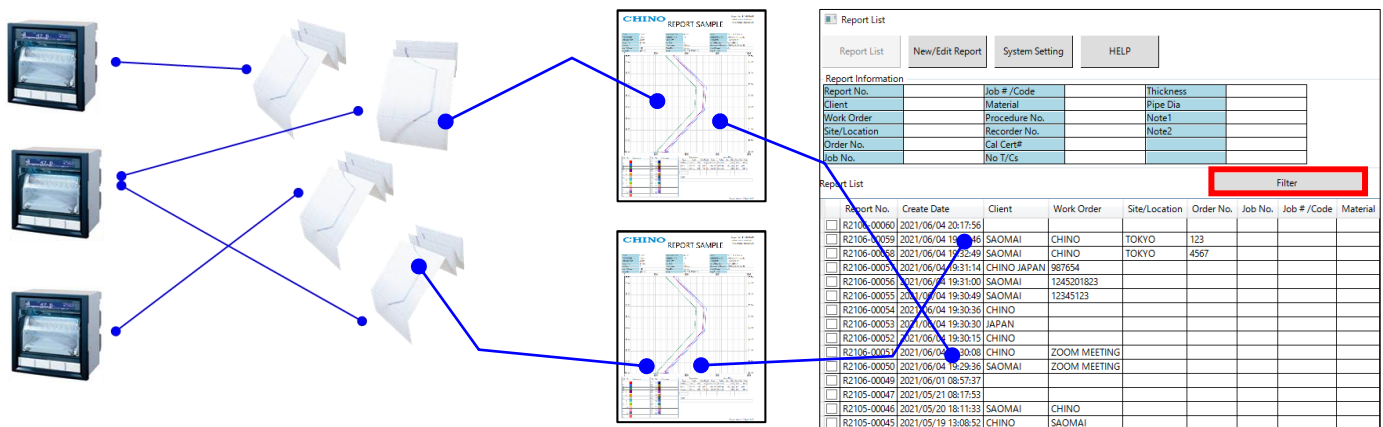
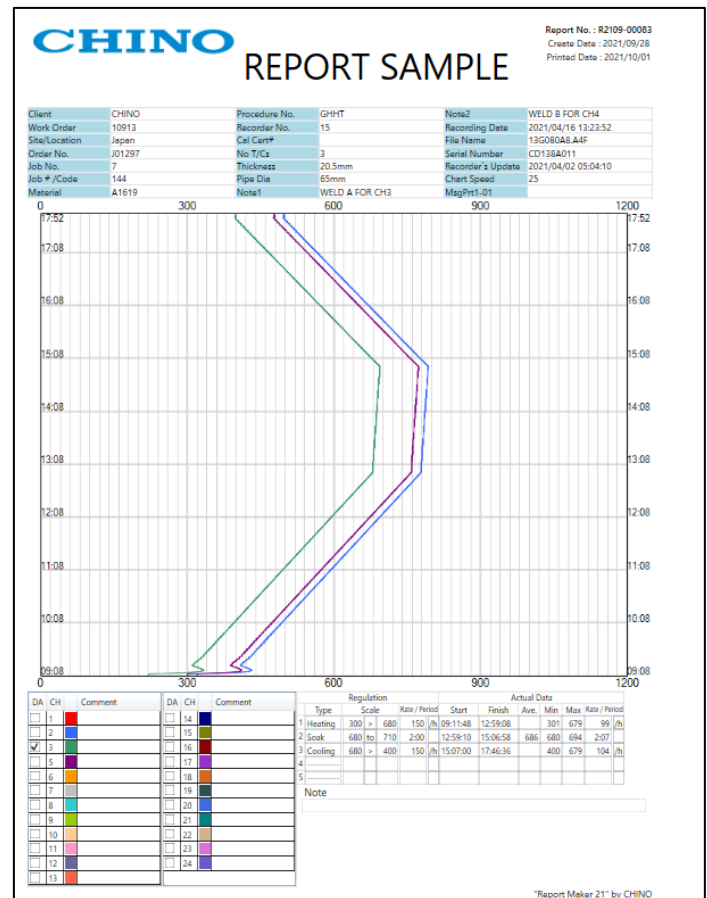
Company's logo on report also is selectable.

■ Secure

Your large valuable files are automatically saved in the database of software.

■ Management in ease

Since a large information is registered in each report, searching data has become really easy by using filter button. Filter button enables you to search your data in a minutes.



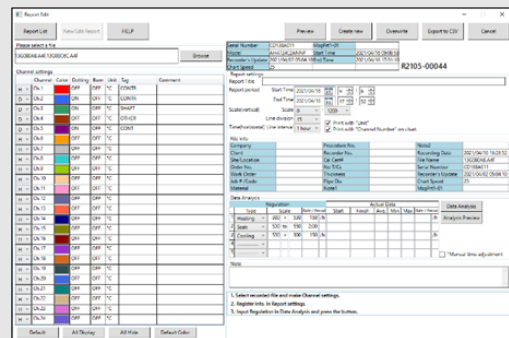
Automatic analysis

You can also set regulated requirements,
And view pass/fail judgements at a glance!

■ Improvement of data analysis efficiency

Automatic analysis enables you to check data results without any difficulties.

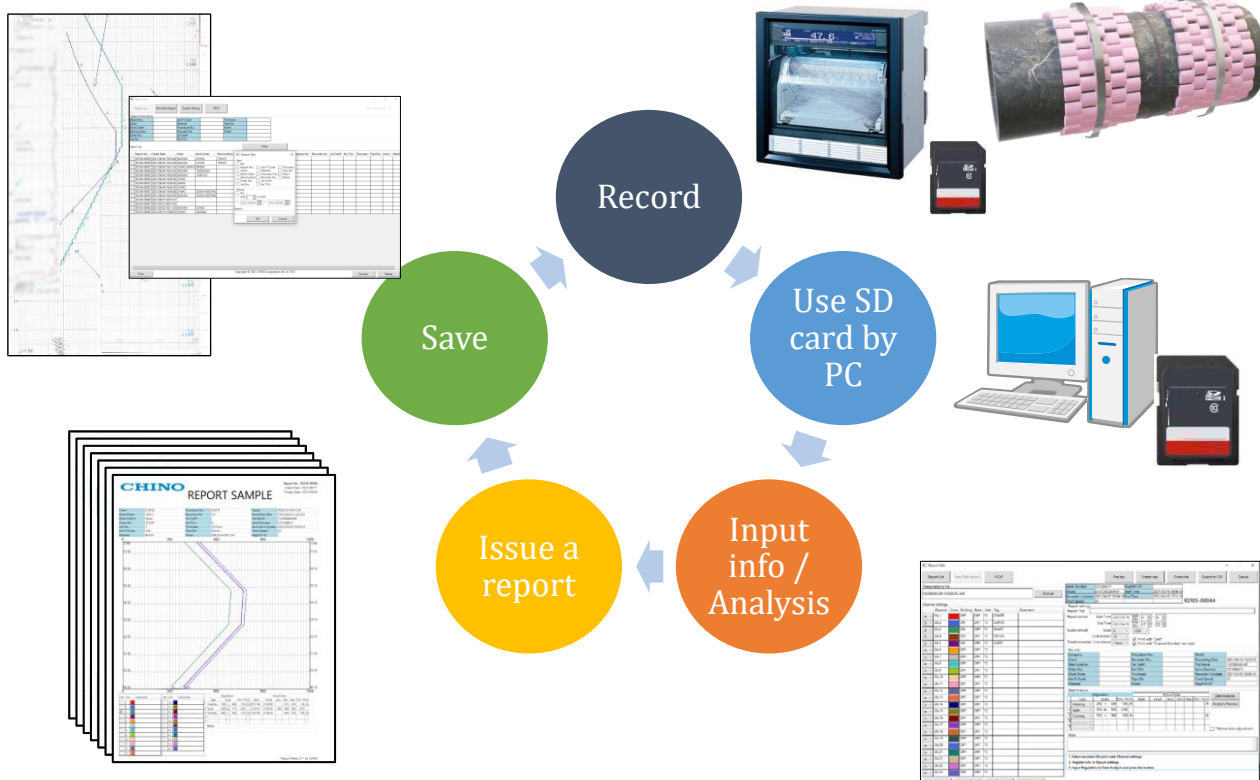
Once you enter the heat treatment regulation and click [Data Analysis] button, you can check if recorded data satisfied requirement!



Regulation					Actual Data							
	Type	Scale	Rate / Period	Start	Finish	Ave.	Min	Max	Rate / Period			
1	Heating	300	> 680	150	/h	09:11:48	12:59:08		301	679	99	/h
2	Soak	680	to 710	2:00		12:59:10	15:06:58	686	680	694	2:07	
3	Cooling	680	> 400	150	/h	15:07:00	17:46:36		400	679	104	/h
4	-----											
5	-----											

1. Enter the regulation in the red
Ex. Soak temp: 695°C±15°C 2Hour
2. Click **[Data Analysis]** button
3. Results is displayed in the blue.
Ex. Soak temp was kept 2Hour 7Min

■ New recording style



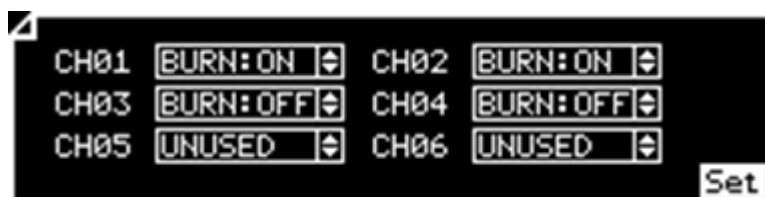
■ Recorder Model



Only a **special specification code "K"** of Multi-point type hybrid memory recorder AH4000 adapts to Report Maker 21.

AH47□□-□□□-KN□

■ New recording style




Input for Type K, Range for 0 to 1200 degree Celsius are preset for all CH respectively.

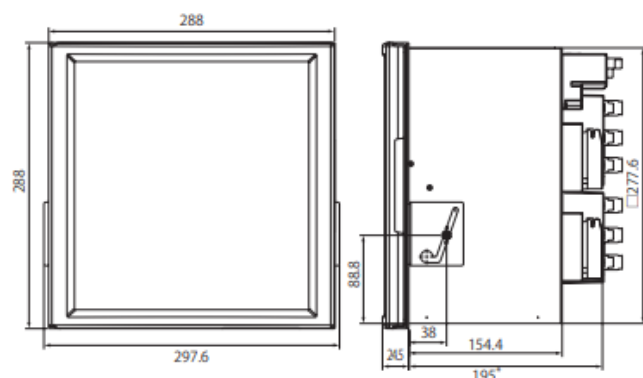
All you have to do is switch BURN: ON/OFF or UNUSED!

■ Take very simple 3 steps for start recording

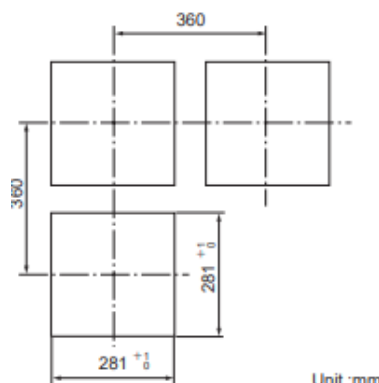
1. POWER ON and insert SD card
2. Press [ENTER] twice and select type for each CH.
(BURN: ON/OFF or UNUSED)
3. Press [REC] and [ENTER]



■ Dimensions



*Max216, When alarm output/remote contacts unit and communication unit are added



Unit :mm

CHINO CORPORATION

32-8, Kumano-cho, Itabashi-Ku, Tokyo 173-8632

Tel: +81-3-3956-2171 Fax: +81-3-3956-0915

Website: <http://www.chino.co.jp/english/>